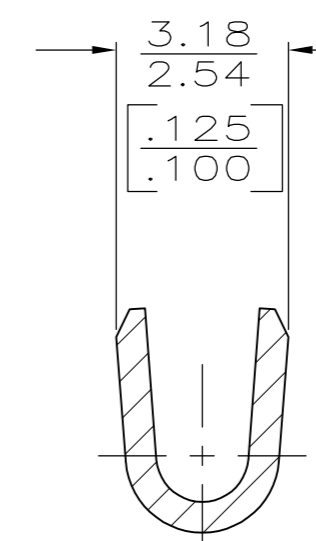
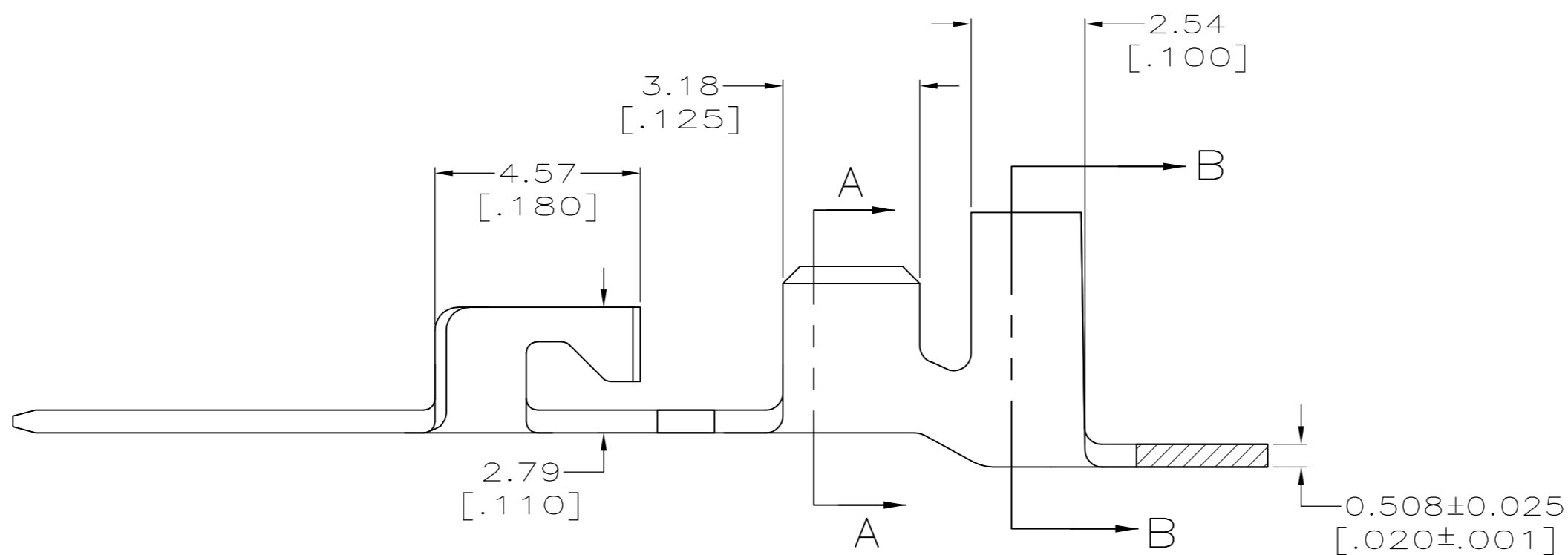
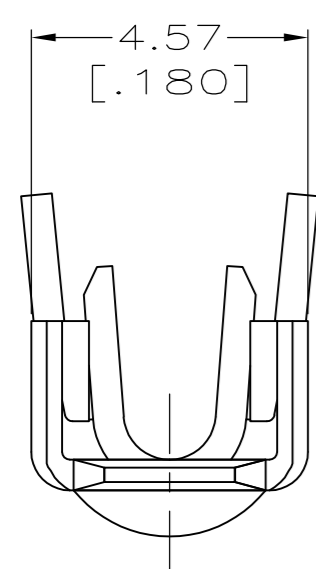
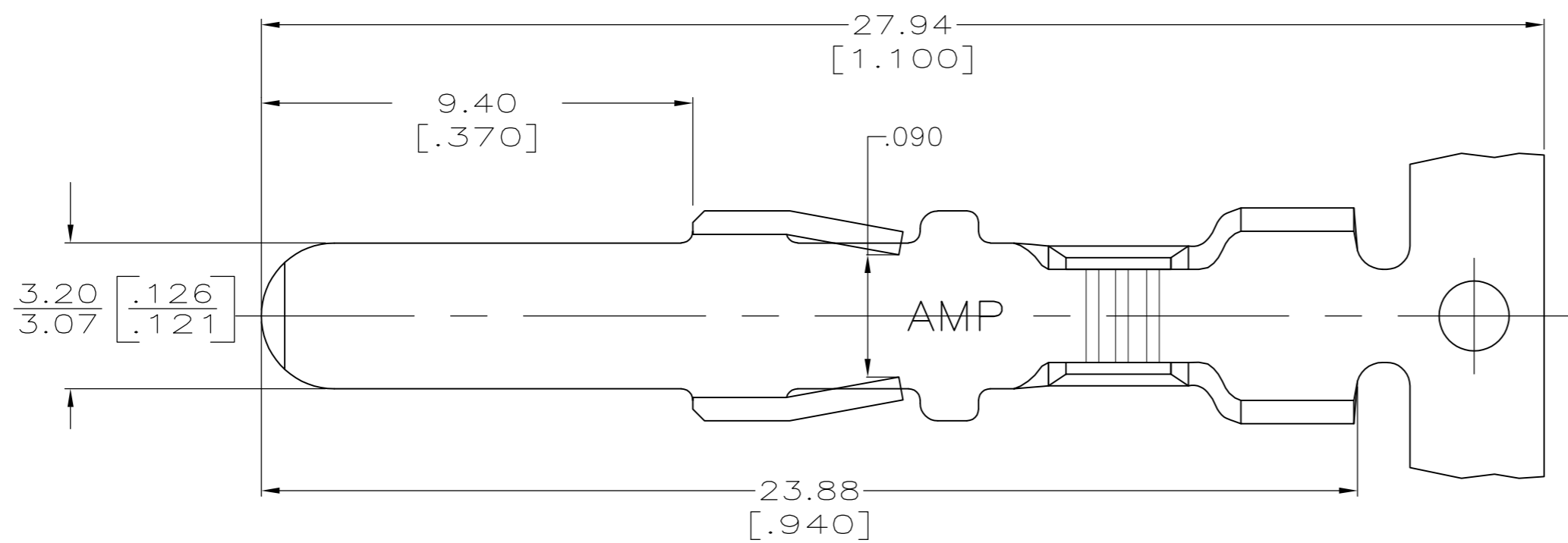


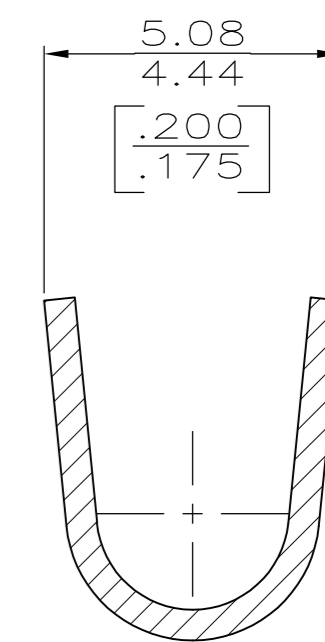
THIS DRAWING IS UNPUBLISHED. RELEASED FOR PUBLICATION
 © COPYRIGHT - By - ALL RIGHTS RESERVED.

LOC	DIST	REVISIONS					
		P	LTR	DESCRIPTION	DATE	DWN	APVD
AF	50	J1		REVISED PER ECR-12-019658	23NOV12	KH	GJ

- 1 CONTINUOUS STRIP ON REEL.
- 2 INSULATION RANGE 3.12[.123] MAX DIA.
- 3 WIRE SIZE IS 0.5-1.3mm²[#20-#16 AWG]



SECTION A-A



SECTION B-B

1217071-1
 PART NO

THIS DRAWING IS A CONTROLLED DOCUMENT.		DWN	JR RUTH	3/10/98		TE Connectivity		
DIMENSIONS: mm [INCHES]		CHK	P FORTNEY	3/10/98		CONTACT, 3.18 [.125] BLADE,		
TOLERANCES UNLESS OTHERWISE SPECIFIED:		APVD	R KUZO	3/10/98		-		
0 PLC ± -		PRODUCT SPEC				-		
1 PLC ± -		APPLICATION SPEC	114-2145		SIZE	CAGE CODE	DRAWING NO	RESTRICTED TO
2 PLC ± 0.25 [.010]		MATERIAL	BRASS		A2	00779	C=1217071	-
3 PLC ± -		FINISH	POST PLATED TIN		SCALE	SHEET	1 OF 1	REV
4 PLC ± -					8:1			J1
ANGLES ± -					CUSTOMER DRAWING			